


Female Header with Turned Contacts 1,27 mm

Series

200



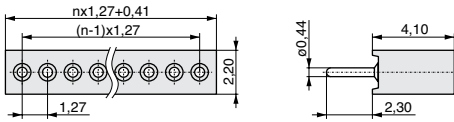
Rated current	1,0 A
Rated voltage	100 V _{RMS} / V _{DC}
Withstand voltage	500 V _{RMS} for one minute
Material contact	Copper alloy
Material clip	Beryllium copper
Material insulator	High temp. thermoplast UL94V-0
Operating temperature	-40°C to +105°C
Max. processing temper.	260°C for 10 seconds

pitch	1,27
termination	
mating pin size	ø 0,38-0,50
max. pincount	050/100/150

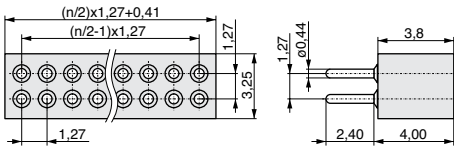
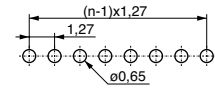
All dimensions in mm.

Variation

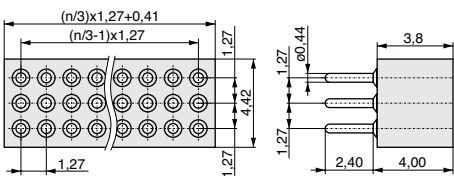
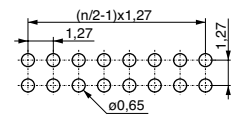
PCB Layout



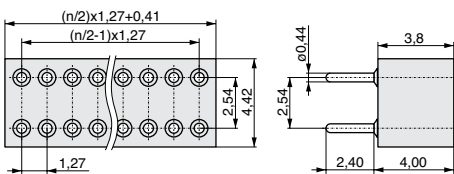
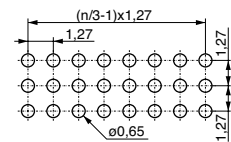
1



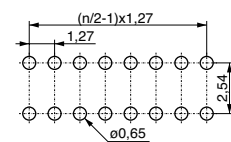
2



3



4



Clip style: H = 3 finger clip
 Plating: T = Sn
 F = Au
 H = Au 0,75 μ

* No. of contacts:
 Variation 1 = 002 - 050
 Variation 2 = 004 - 100
 Variation 3 = 009 - 150
 Variation 4 = 004 - 100

Variation (1,2,3,4)

No. of contacts *
 (002,... - 150)

Clip style
 Plating contact
 Plating clip (FH)



www.mpe-connector.de

Order code:

200-?-?-??-0-HT?-LS0

Mating series	188	192	196
see page	3-16	3-17	3-18