


Female Header SMD 2,54 mm

Series

098



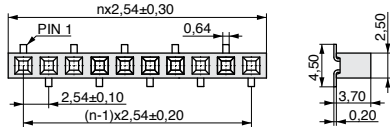
Rated current	3,0 A
Rated voltage	250 VRMS / VDC
	Please consider air- and creepage distances
Withstand voltage	500 VRMS for one minute
Material contact	Phosphor bronze
Material insulator	High temp. thermoplast UL94V-0
Operating temperature	-40°C to +105°C
Max. processing temper.	260°C for 10 seconds

pitch	2,54
termination	
mating pin size	<input type="checkbox"/> 0,64
max. pincount	040 / 080

All dimensions in mm.

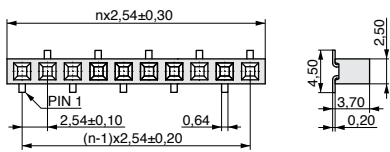
Variation

Layout A

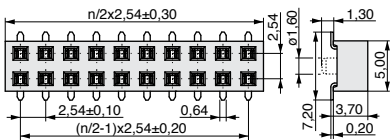


1

Layout B

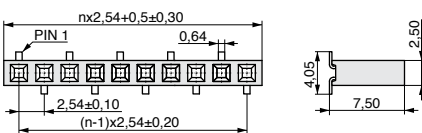


2



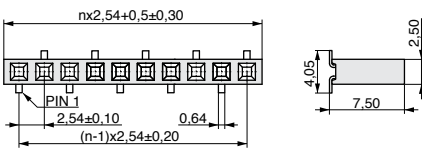
3

Layout A

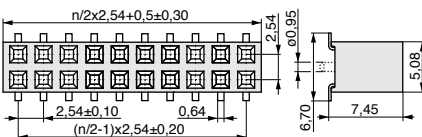


4

Layout B

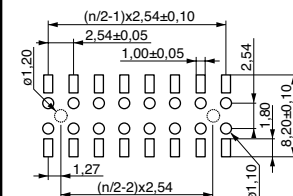
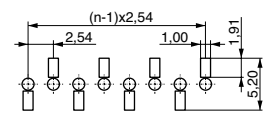
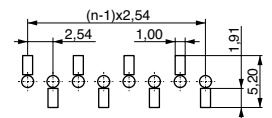
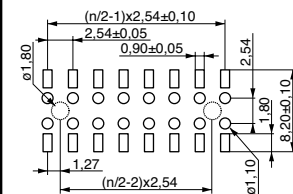
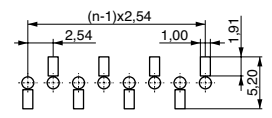
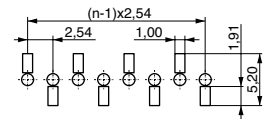


5



6

PCB Layout



Positioning peg: 0 = Without, 1 = With
 Plating: T = Sn, F = Au
 Packaging: R = Reel, T = Tube
 Cap: 0 = Without, 1 = With

* No. of contacts:

Variation 1 = 002 - 040 Variation 4 = 002 - 040
 Variation 2 = 002 - 040 Variation 5 = 002 - 040
 Variation 3 = 004 - 080 Variation 6 = 004 - 080

Variation (1,2,3,...)

No. of contacts *
(002,... - 080)

Positioning peg (0,1)

Plating contact (T,F)

Packaging (R,T)

Cap (0,1)



www.mpe-connector.de

Order code:

098 - 2 - 2 - 2 - 2 - 2 - 2 - N - X - Y - 2 - 2

Mating series	087	089	090	585	088	334	368	296												
see page	3-37	3-38	3-39	3-40	3-41	3-42	3-43	3-53												

MPE-Garry GmbH • Schafflerstraße 13 • 87629 Füssen • Germany • Phone: +49 (0) 83 62 / 91 56-0 • Fax: +49 (0) 83 62 / 91 56-500 • Email: vk@mpe-connector.de • www.mpe-connector.de