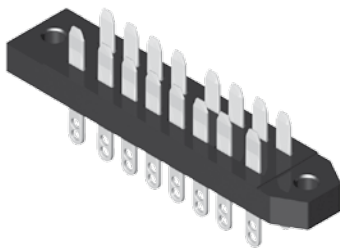


# Plug Connector

Series

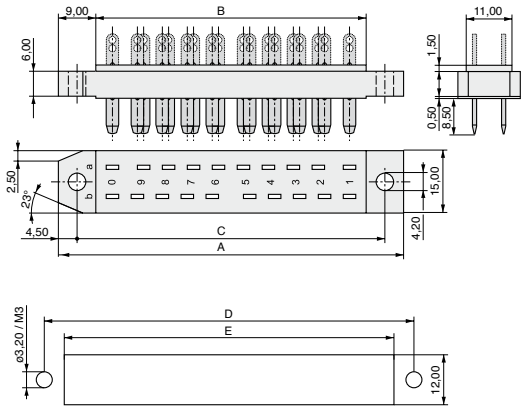
**383**



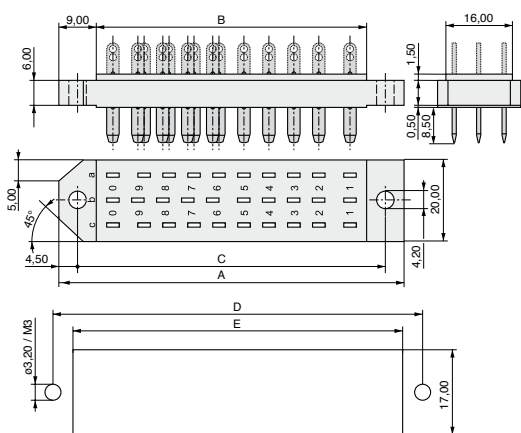
Rated current	10,0 A
Rated voltage	250 VRMS / VDC
Withstand voltage	750 VRMS / VDC (variation 3)
	1750 VRMS for 1 minute (variation 3)
Material contact	Copper alloy
Material insulator	Thermoplast UL94V-0
Operating temperature	-20°C to +85°C
Max. processing temper.	230°C for 5 seconds
All dimensions in mm.	

termination	
max. pincount	<b>030</b>

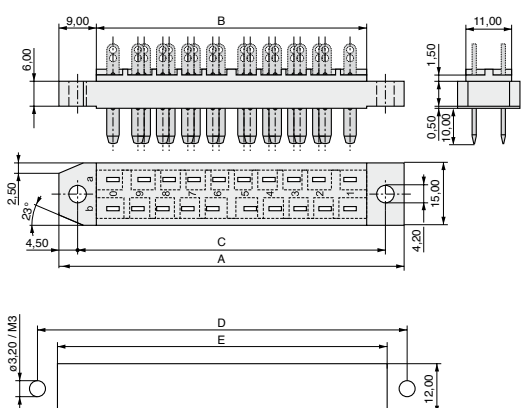
## Variation



**1**

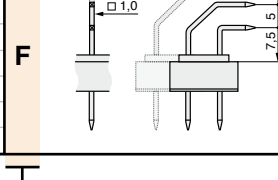
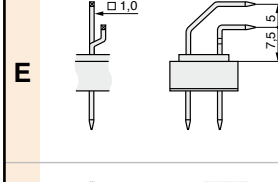
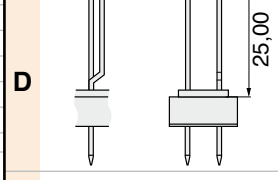
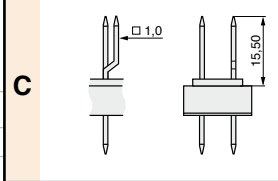
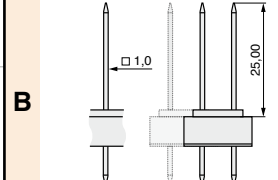
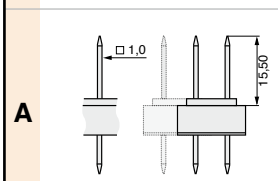
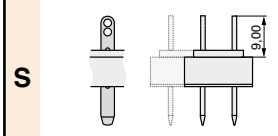


**2**



**3**

## Contact type



code	no. of contacts	first mate / last break	available in variation		
N	n		1	2	3
A	008	b1 + a4	1		
B	012	b1 + a6	1		
C	012	a1 + b6	1		
D	016	b1 + a8	1		
E	020	b1 + a0	1		
F	020	a1 + b0	1		
G	030	b1 + b0		2	

no. of contacts	available in variation							
	see figure left	see figure left	see figure left	see figure left	see figure left			
n	A	B	C	D	E	1	2	3
008	47,00	29,00	38,00	38,00	30,00	1		
012	59,00	41,00	50,00	50,00	42,00	1		
016	71,00	53,00	62,00	62,00	54,00	1		
020	83,00	65,00	74,00	74,00	66,00	1		3
030	83,00	65,00	74,00	74,00	66,00		2	

Contact type:  
 Variation 1 = S,A,B,C,D,E,F  
 Variation 2 = S,A,B,F  
 Variation 3 = S

Plating:  
 B = Ag 4 μ  
 K = Au 0,8 μ

First mate / last break:  
 (please see table)

Variation (1,2,3)

No. of contacts

Contact type (S,...)  
 Plating contact (B,K)  
 First mate/last break



www.mpe-connector.de

Order code: **383 - ? - ? ? ? ? - ? ? ? ? - ZS**

Mating series	<b>384</b>	<b>376</b>
see page	15-3	15-4

MPE-Garry GmbH • Schäfflerstraße 13 • 87629 Füssen • Germany • Phone: +49 (0) 83 62 / 91 56-0 • Fax: +49 (0) 83 62 / 91 56-500 • Email: vk@mpe-connector.de • www.mpe-connector.de

Product group  
**15**

15-2

CS41212\_V2